

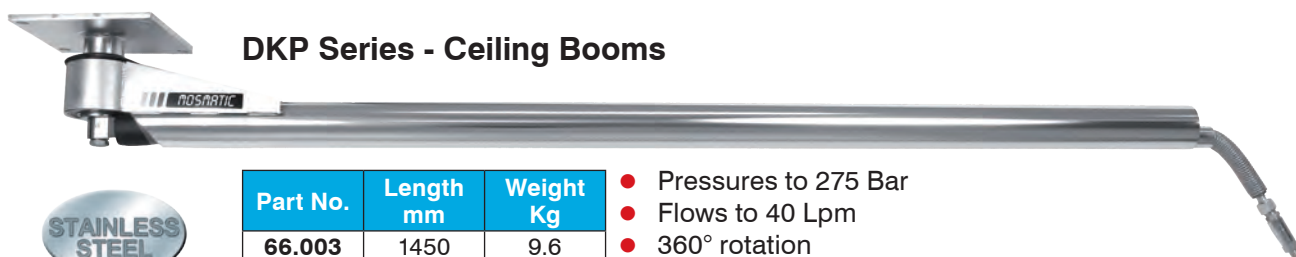
Ceiling & Wall Mounted Booms 202

Car Wash Lance 203

Lance & Brush Holders 203

Available from B&G Cleaning Systems
Call 0808 163 7983

Vehicle Wash Booms

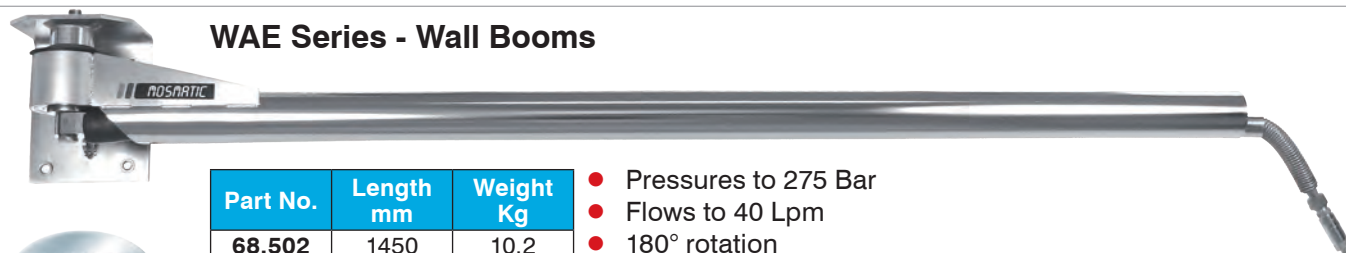


DKP Series - Ceiling Booms

STAINLESS STEEL

Part No.	Length mm	Weight Kg
66.003	1450	9.6
66.013	1600	9.9
66.023	1750	10.2
66.033	1900	10.5
66.043	2050	10.8
66.053	2250	11.1
66.063	2500	11.4
66.073	2750	11.7
66.083	3000	12.0

- Pressures to 275 Bar
- Flows to 40 Lpm
- 360° rotation
- Temperatures to 120°C
- Inlet 1/4" BSPF - Outlet 3/8" BSPM
- Manufactured in polished 304 stainless steel
- Hose swivel fitted to discharge pipe




WAE Series - Wall Booms

STAINLESS STEEL

Part No.	Length mm	Weight Kg
68.502	1450	10.2
68.512	1600	10.9
68.522	1750	11.6
68.532	1900	12.3
68.542	2050	13.0
68.552	2250	13.7
68.562	2500	14.9
68.572	2750	16.1
68.582	3000	17.3

- Pressures to 275 Bar
- Flows to 40 Lpm
- 180° rotation
- Temperatures to 120°C
- Inlet 1/4" BSPF - Outlet 3/8" BSPM
- Manufactured in polished 304 stainless steel
- Hose swivel fitted to discharge pipe
- Variable park feature



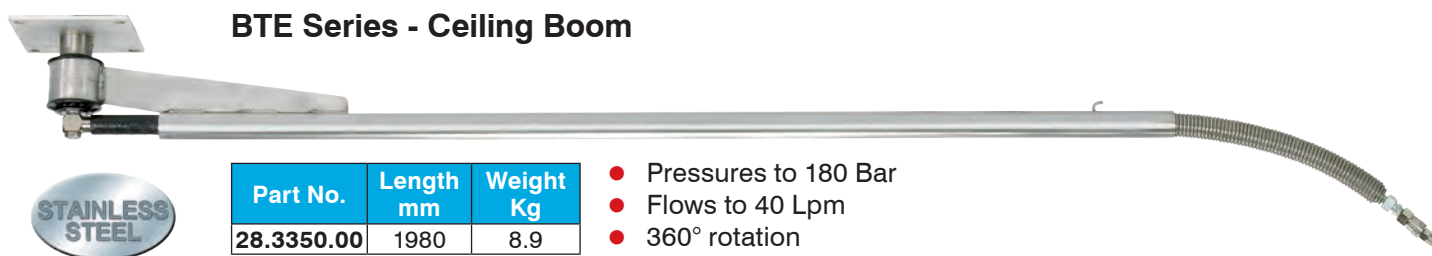
DDP Series - Dual Ceiling Booms

STAINLESS STEEL

Part No.	Length		Weight Kg
	L1 mm	L2 mm	
67.403	1450	1600	18.6
67.413	1600	1750	18.9
67.423	1750	1900	19.2
67.433	1900	2050	19.5
67.443	2050	2250	19.8
67.453	2250	2500	20.1

Separate inlet connection for each arm

- Pressures to 275 Bar
- Flows to 40 Lpm
- 360° rotation
- Temperatures to 120°C
- Inlet 1/4" BSPF - Outlet 3/8" BSPM
- Manufactured in polished 304 stainless steel
- Hose swivel fitted to discharge pipe



BTE Series - Ceiling Boom

STAINLESS STEEL

Part No.	Length mm	Weight Kg
28.3350.00	1980	8.9

- Pressures to 180 Bar
- Flows to 40 Lpm
- 360° rotation
- Temperatures to 90°C
- Inlet 1/4" BSPF - Outlet 3/8" BSPM
- Manufactured in polished 304 stainless steel
- Hose swivel fitted to discharge pipe

Car Wash Lance - Stainless Steel

- Max press 250 Bar
- Max flow 45 Lpm
- Max temp 160°C



Part No.	Length	Inlet	Outlet
4152000002	700mm	1/4" BSPM	1/4" BSPF



Floor & Wall Mounted Lance Holders

A
B

Part No.	Length	ID	Description
29.097	705mm	60mm	Floor mounted & spring loaded
29.083	590mm	60mm	Wall mounted

- Manufactured in 304 stainless steel



Floor Mounted Lance Holder

Part No.	Length	ID
28.3230.00	589mm	58mm

- Manufactured in polyethylene



Brush Tank - Wall or Floor Mounted

Part No.
28.3270.00

- Polyethylene construction
- 424W x 197D x 585H mm
- UV resistant
- Wall and floor fitting
- Water outlet plug
- Internal overflow pipe

