

Spray Nozzles & Accessories



Dry Boom Nozzle Holders	308 - 309
Mounting Clamps for Nozzle Holders	309
Wet Boom Nozzle Holders	310
Threaded Swivel Nozzle Holders	310
Stainless Steel Boom Tubes	310
Nozzle Adaptors	311
Nozzle Caps & Filters	311
Foam Marker & Foaming Agent	311
Acetal Flat Fan Nozzle Tips	312
Brass Flat Fan Nozzle Tips	313
Spray & Wash Gun Nozzles	313

Available from B&G Cleaning Systems
Call 0808 163 7983

Dry Boom Nozzle Holders

- Nozzle holders with nylon body

- Max operating pressure 20 Bar



Bayonet Fitting

Part No.	Barb Ø
8231001	3/8"
8231003	1/2"
8231005	3/4"



Bayonet Fitting

Part No.	Barb Ø
8231007	3/8"
8231009	1/2"
8231011	3/4"



Bayonet Fitting

Part No.	Barb Ø
8231013	3/8"
8231015	1/2"
8231017	3/4"



Bayonet Fitting with Valve

Part No.	Barb Ø
8235001	3/8"
8235003	1/2"
8235005	3/4"

- EPDM seals
- Diaphragm check valve



Bayonet Fitting with Valve

Part No.	Barb Ø
8235007	3/8"
8235009	1/2"
8235011	3/4"

- EPDM seals
- Diaphragm check valve



Bayonet Fitting with Valve

Part No.	Barb Ø
8235013	3/8"
8235015	1/2"
8235017	3/4"

- EPDM seals
- Diaphragm check valve



Bayonet Fitting with Valve

Part No.	Barb Ø
8235019	3/8"
8235021	1/2"
8235023	3/4"

- EPDM seals
- Diaphragm check valve



Bayonet Fitting with Valve

Part No.	Barb Ø
8235025	3/8"
8235027	1/2"
8235029	3/4"

- EPDM seals
- Diaphragm check valve



Fly Nut Fitting

Part No.	Barb Ø
8231000	3/8"
8231002	1/2"
8231004	3/4"

- 3/8" BSP fly nut



Fly Nut Fitting

Part No.	Barb Ø
8231006	3/8"
8231008	1/2"
8231010	3/4"

- 3/8" BSP fly nut



Fly Nut Fitting

Part No.	Barb Ø
8231012	3/8"
8231014	1/2"
8231016	3/4"

- Nylon body
- 3/8" BSP fly nut



1/4" Female Thread

Part No.	Barb Ø
8231018	3/8"
8231020	1/2"
8231022	3/4"

- Nylon body

Dry Boom Nozzle Holders

- Nozzle holders with nylon body

- Max operating pressure 20 Bar

1/4" Female Thread

Part No.	Barb Ø
8231024	3/8"
8231026	1/2"
8231028	3/4"



1/4" Female Thread

Part No.	Barb Ø
8231030	3/8"
8231032	1/2"
8231034	3/4"



Triple Bayonet with Valve

Part No.	Barb Ø
8240001	1/2"
8240003	3/4"

- EPDM seals
- 304 S/Steel clip
- Adjustable
- Diaphragm check valve



Triple Bayonet with Valve

Part No.	Barb Ø
8240005	1/2"
8240007	3/4"

- EPDM seals
- 304 S/Steel clip
- Adjustable
- Diaphragm check valve



Triple Bayonet with Valve

Part No.	Barb Ø
8240009	1/2"
8240011	3/4"

- EPDM seals
- 304 S/Steel clip
- Adjustable
- Diaphragm check valve



Bayonet with Valve - 11/16" Mounting Thread

Part No.	Barb Ø
8235035	1/2"

- EPDM seals
- Diaphragm check valve



Bayonet with Valve - 11/16" Mounting Thread

Part No.	Barb Ø
8235033	1/2"

- EPDM seals
- Diaphragm check valve



Bayonet with Valve - 11/16" Mounting Thread

Part No.	Barb Ø
8235031	1/2"


- EPDM seals
- Diaphragm check valve



Mounting Clamps for Nozzle Holders

Part No.	Sq Size
8235037	3/4"
8235039	1"
8235041	1 1/4"
8235043	1 1/2"


- Plated steel



Mounting Clamps for Nozzle Holders

Part No.	Tube Ø
8235036	3/4"
8235038	1"
8235040	1 1/4"

- Plated steel



Wet Boom Nozzle Holders

Single Nozzle Holder



Part No.	F	Nom Pipe O/D
8230005	7mm	20.7mm
8230009	10mm	26.2mm

F = Ø of boom tube locating nipple

- Nylon body - EPDM o-rings
- Complete with 304 S/Steel screw
- Standard bayonet fitting
- Max press 20 Bar

Single Nozzle Holder - With Check Valve



Part No.	F	Nom Pipe O/D
8234005	7mm	20.7mm
8234007	10mm	20.7mm
8234009	10mm	26.2mm

F = Ø of boom tube locating nipple

- Nylon body - EPDM o-rings
- Complete with 304 S/Steel screw
- Standard bayonet fitting
- Max press 20 Bar

Fixed Nozzle Holder - 3/8" Flynut



Part No.	F	Nom Pipe O/D
8272004	7mm	20.7mm

F = Ø of boom tube locating nipple

- Fitted with 3/8" BSP cap nut
- Chrome plated brass
- NBR seals & o-rings
- Max press 50 Bar

Fixed Nozzle Holder - 1/4" BSPF Thread



Part No.	F	Nom Pipe O/D
8272002	7mm	20.7mm

F = Ø of boom tube locating nipple

- 1/4" BSPF nozzle thread
- Chrome plated brass
- NBR seals & o-rings
- Max press 50 Bar

Single Swivel Nozzle Holder - Male



Part No.
8247003

- 1/4" BSPM inlet
- Fitted with 3/8" BSP cap nut
- Chrome plated brass
- NBR seals & o-rings
- Max press 50 Bar

Twin Swivel Nozzle Holder - Female



Part No.
8247008

- 1/4" BSPF inlet
- Fitted with 3/8" BSP cap nuts
- Chrome plated brass
- NBR seals & o-rings
- Max press 50 Bar

Twin Swivel Nozzle Holder - Male



Part No.
8247007

- 1/4" BSPM inlet
- Fitted with 3/8" BSP cap nuts
- Chrome plated brass
- NBR seals & o-rings
- Max press 50 Bar

Swivel Twin Nozzle Holder



Part No.
8247014

- 1/4" BSP female thread inlet
- 2x Quick Fit adaptors
- 15 Bar max pressure
- Nylon 66 body
- EPDM seals

Swivel Twin Nozzle Holder



Part No.
8247016

- 3/8" BSP female thread inlet
- 2x Quick Fit adaptors
- 15 Bar max pressure
- Nylon 66 body
- EPDM seals


Stainless Steel Boom Tubes



Part No.	Length	Holes	Ø
8292000	570mm	2	7mm
8292001	1070mm	3	7mm
8292002	1570mm	4	7mm
8292003	2070mm	5	7mm
8292007	2580mm	6	7mm
8292104	3070mm	7	7mm

- Manufactured in 304 Stainless Steel
- Pre-drilled 50cm spacings
- Tube ends threaded to 1/2" BSP
- Tube nominal O/D 21.3mm
- Max press 20 Bar

Boom Spring & Washer



Part No.	Description
8294002	Washer
8294003	Spring

Steel Boom Clamps



Part No.	Clamp Diameters
8294000	1/2" x 25mm
8294001	1/2" x 30mm

Foam Marker & Nozzle Accessories

Quick Fit Nozzle Caps

Part No.	Colour
8253000	RED
8253001	YELLOW
8253002	GREEN
8253003	BLUE
G00002020	Spare Gasket



- Compatible with Lurmark
- Fitted with EPDM gaskets

Boom Flushing Adaptor - Quick Fit

Part No.	Thread
8294020	3/8" BSPF
8294021	1/2" BSPF
8294022	3/4" BSPF

Part No.
8253040

- Nylon body



Nozzle Fly Nut

Part No.	Thread
8040102	3/8" BSPF



Quick Fitting Adaptor


Part No.	Thread
8230015	1/4" BSPM

- Nylon body



Nozzle Cup Filter

Part No.	Mesh	Colour
8139000	32	RED
8139001	50	BLUE



Quick Fitting Adaptor

Part No.	Thread
8230019	1/4" BSPF

- Nylon body



Standard Nozzle Filter

Part No.	Mesh	Colour
8139002	50	BLUE
8139003	100	YELLOW



Quick Fitting Adaptor - 90°

Part No.
8230022

- Nylon body



Standard with Anti-drip Ball Check Valve

Part No.	Mesh	Colour
8139004	50	BLUE
8139005	100	GREEN



Thread Elbow x Quick Fit 45°

Part No.	Thread
8230016	1/2" BSPF
8230014	3/4" BSPF

- Nylon body



Quick Fitting Adaptor - 2 x 45°

Part No.
8230018

- Nylon body



Foam Marker

Part No.
8394014

- 24 litre polyethylene tank
- Diaphragm compressor with 12 volt DC electric motor
- 150mm long vertical foam spreaders
- Adjustable supports & diffusers
- Control box with on/off switch, directional warning lights & fuse

Foaming Agent

Part No.	Description
8394008	5 Litre container

- High density pink foaming agent
- Superior life & foam volume



Spray Tips



Acetal Flat Fan Nozzle Tips

		80°	110°
	Size	Part No.	Part No.
Orange	01	8259521	8259507
Green	015	8259522	8259508
Yellow	02	8259523	8259509
Blue	03	8259524	8259510
Red	04	8259525	8259511
Brown	05	8259526	8259512
Grey	06	8259527	8259513
White	08	8259549	8259548

Spray Nozzle Flow Formulae

$$L/min = \frac{L/ha \times km/h \times (Nozzle\ Spacing^* \text{ or } Band\ Width^*)}{600}$$

$$L/ha = \frac{L/min \times 600}{km/h \times (Nozzle\ Spacing^* \text{ or } Band\ Width^*)}$$

(* in metres)

Nozzle flow chart			Litres / Hectare (50cm spacings)												
			Speed in Km / h												
	Press Bar	Flow Lpm	4	5	6	7	8	9	10	12	14	16	18	20	25
Orange	2	0.32	96	76.8	64	54.9	48	38.4	32	24	21.3	19.2	15.4	12.8	11
	2.5	0.36	108	86.4	72	61.7	54	43.2	36	27	24	21.6	17.3	14.4	12.3
	3	0.39	117	93.6	78	66.9	58.5	46.8	39	29.3	26	23.4	18.7	15.6	13.4
	3.5	0.42	126	101	84	72	63	50.4	42	31.5	28	25.2	20.2	16.8	14.4
	4	0.45	135	108	90	77.1	67.5	54	45	33.8	30	27	21.6	18	15.4
Green	2	0.48	144	115	96	82.3	72	57.6	48	36	32	28.8	23	19.2	16.5
	2.5	0.54	162	130	108	92.6	81	64.8	54	40.5	36	32.4	25.9	21.6	18.5
	3	0.59	177	142	118	101	88.5	70.8	59	44.3	39.3	35.4	28.3	23.6	20.2
	3.5	0.64	192	154	128	110	96	76.8	64	48	42.7	38.4	30.7	25.6	21.9
	4	0.68	204	163	136	117	102	81.6	68	51	45.3	40.8	32.6	27.2	23.3
Yellow	2	0.65	195	156	130	111	97.5	78	65	48.8	43.3	39	31.2	26	22.3
	2.5	0.72	216	173	144	123	108	86.4	72	54	48	43.2	34.6	28.8	24.7
	3	0.79	237	190	158	135	119	94.8	79	59.3	52.7	47.4	37.9	31.6	27.1
	3.5	0.85	255	204	170	146	128	102	85	63.8	56.7	51	40.8	34	29.1
	4	0.91	273	218	182	156	137	109	91	68.3	60.7	54.6	43.7	36.4	31.2
Blue	2	0.96	288	230	192	165	144	115	96	72	64	57.6	46.1	38.4	32.9
	2.5	1.08	324	259	216	185	162	130	108	81	72	64.8	51.8	43.2	37
	3	1.18	354	283	236	202	177	142	118	88.5	78.7	70.8	56.6	47.2	40.5
	3.5	1.27	381	305	254	218	191	152	127	95.3	84.7	76.2	61	50.8	43.5
	4	1.36	408	326	272	233	204	163	136	102	90.7	81.6	65.3	54.4	46.6
Red	2	1.29	387	310	258	221	194	155	129	96.8	86	77.4	61.9	51.6	44.2
	2.5	1.44	432	346	288	247	216	173	144	108	96	86.4	69.1	57.6	49.4
	3	1.58	474	379	316	271	237	190	158	119	105	94.8	75.8	63.2	54.2
	3.5	1.71	513	410	342	293	257	205	171	128	114	103	82.1	68.4	58.6
	4	1.82	546	437	364	312	273	218	182	137	121	109	87.4	72.8	62.4
Brown	2	1.61	483	386	322	276	242	193	161	121	107	96.6	77.3	64.4	55.2
	2.5	1.8	540	432	360	309	270	216	180	135	120	108	86.4	72	61.7
	3	1.97	591	473	394	338	296	236	197	148	131	118	94.6	78.8	67.5
	3.5	2.13	639	511	426	365	320	256	213	160	142	128	102	85.2	73
	4	2.27	681	545	454	389	341	272	227	170	151	136	109	90.8	77.8
Grey	2	1.94	582	466	388	333	291	233	194	146	129	116	93.1	77.6	66.5
	2.5	2.16	648	518	432	370	324	259	216	162	144	130	104	86.4	74.1
	3	2.37	711	569	474	406	356	284	237	178	158	142	114	94.8	81.3
	3.5	2.56	768	614	512	439	384	307	256	192	171	154	123	102	87.8
	4	2.74	822	658	548	470	411	329	274	206	183	164	132	110	93.9

Spray Tips & Nozzles

Brass Flat Fan Nozzle Tips 110°

Part No.	Size	Bar	0.5	0.7	1	1.5	2	3	4	5	6	7	10	15	20	35
8259134	01	Flow Rate Lpm	0.15	0.18	0.23	0.27	0.32	0.39	0.46	0.5	0.55	0.6	0.7	0.9	1	1.3
8259135	015		0.24	0.3	0.34	0.43	0.48	0.59	0.58	0.76	0.83	0.9	1.1	1.3	1.5	2
8259136	02		0.31	0.38	0.45	0.55	0.64	0.78	0.9	1	1.1	1.2	1.5	1.8	2	2.7
8259137	03		0.48	0.55	0.68	0.85	0.96	1.2	1.36	1.5	1.7	1.8	2.1	2.6	3	4
8259138	04		0.64	0.75	0.9	1.1	1.3	1.6	1.8	2	2.2	2.4	2.9	3.5	4	5.3



Spray & Wash Gun Nozzles

Part No.	Nozzle Ø mm	Bar	15	25	35	40	45	50	60	80	100	120	150
ART811-1	1	Flow Rate Lpm	2.50	3.10	3.50	3.65	3.85	4.10	4.55	5.8	6.7	7.1	7.9
ART811-1.2	1.2		3.80	4.60	5.40	5.90	6.10	6.30	7.00	8.2	9.2	10.1	11.3
ART811-1.5	1.5		5.10	6.50	7.40	7.80	8.20	8.60	9.50	10.8	12.1	13.2	14.8
ART811-1.8	1.8		7.30	9.30	10.80	11.70	12.20	12.70	13.60	14.5	16.2	17.7	19.8
ART811-2	2		8.80	11.70	13.40	14.30	15.20	15.80	17.10	18.5	20.7	22.7	25.3
ART811-2.3	2.3		10.80	14.10	16.80	17.90	18.80	19.70	22.10	26.8	30	32.8	36.7
ART811-2.5	2.5		13.00	16.40	19.10	21.00	15.40	23.00	25.40				
ART811-3	3		18.40	24.10	28.20	30.10	31.50	33.00	36.30				
ART811-3.5	3.5		24.20	30.50	36.00	38.50	41.50	44.00	50.00				
ART811-4	4		30.2	39	46.1	49.3	52.3	55.2	60.4				
ART811-4.5	4.5		36.4	47	55.6	59.5	63.1	66.5	72.8				
ART811-5	5		41.8	54	64	68.3	72.5	76.4	83.7				
ART811-5.5	5.5		47.3	61	72.2	77.2	81.8	86.3	94.5				



- Compatible with wash guns:
13.901.151 22.901.161 26.901.165 29.901.162 See page 179

HP Nozzles



Page 177

HP Nozzles



Page 176

HP Nozzles



Page 176